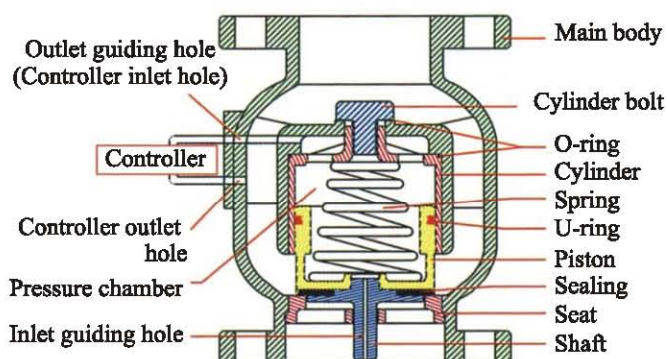




MULTI-FUNCTION AUTO-CONTROL VALVE

- ▶ Controller is fixed directly and designed of non-controller conduit. It reduces the damage of the controller conduit while transporting the equipment.
- ▶ Controller is designed to be quickly screw fastened, enabling fast and easy installation.
- ▶ The valve body can match with all types of controller without technical conversion, and all kinds of control valves can be formed.
- ▶ Cylinder design is adopted for the valve body structure, making the valve applicable to low and high pressure in both vertical and horizontal positions.
- ▶ Straight flow path is designed inside valve body. The large flow can reduce the malfunctions caused by impure water and effectively decrease turbulence and related bad effects.
- ▶ The valve body is shaped and formed as whole. Small volume, lightweight, and easy installation. Simple and elegant appearance.
- ▶ Professional manufacturers, best quality, and reasonable price.



▶ Patent Number : 135517

Part Name	Materials				
Main body	Cast Iron	Ductile Iron	Bronze	SS 304	SS 316
Cylinder bolt	Cast Iron	Ductile Iron	Brass	SS 304	SS 304
O-ring	NBR	NBR	NBR	NBR	NBR / Viton
Cylinder	Bronze	Bronze	Bronze	SS 304	SS 316
Spring	SS 304	SS 304	SS 304	SS 304	SS 304
U-ring	NBR	NBR	NBR	NBR	NBR / Viton
Piston	Bronze	Bronze	Bronze	SS 304	SS 316
Sealing	NBR	NBR	NBR	NBR	NBR / Viton
Seat	Bronze	Bronze	Bronze	SS 304	SS 316
Shaft	Bronze	Bronze	Bronze	SS 304	SS 316
Controller	Brass	Brass	Brass	SS 304	SS 304

1. Applied conditions: Fluid & Air

2. Applied temperature: -15° ~ 80°C

3. Connection ends: Available for all international standards

4. Materials of valve body: Cast Iron, Ductile Iron, Bronze & Stainless Steel

The valve body of main valve becomes functional by an inlet-guiding hole. This hole transfers pressure to pressure chamber. When enough pressure accumulates in the pressure chamber, it generates pushing force that makes the piston close to valve seat and generates the closing motion. There is another outlet guiding hole inside the pressure chamber. When the hole is open, pressure in pressure chamber dissipates and valve gate is pushed open by incoming water pressure.

● Stock Items

Flange End				
Size	Cast Iron	Ductile Iron	Bronze	Stainless Steel
2"	●	●	●	●
2.5"	●	●	●	●
3"	●	●	●	●
4"	●	●	●	●
5"	●	●	●	●
6"	●	●	●	●
8"	●	●	●	●
10"	●	●	●	●
12"	●	●	●	●
14"	●	●	●	●

(1 kgf/cm² = 14.2 psi)

Working Pressure		Test Pressure	
Cast Iron	: 16 kgf/cm ²	Cast Iron	: 24 kgf/cm ²
Ductile Iron	: 20 kgf/cm ²	Ductile Iron	: 30 kgf/cm ²
Bronze	: 16 kgf/cm ²	Bronze	: 24 kgf/cm ²
Stainless Steel	: 25 kgf/cm ²	Stainless Steel	: 38 kgf/cm ²

● Stock Items

Thread End			
Size	Cast Iron	Bronze	Stainless Steel
1.5"	●	●	●
2"	●	●	●

◎Production Size: 1.5"~ 56"

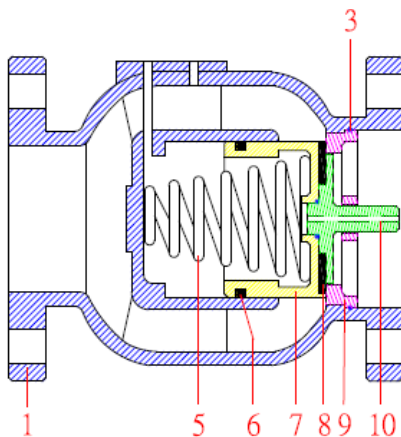


SOLENOID VALVE - COMPACT TYPE

- ▶ A Solenoid Control Valve is an electromechanically operated valve which can substitute traditional gate, ball and butterfly valves. We manufacture both solenoid pilot and valve body in Taiwan, assuring quality provided to our clients are at its best.
- ▶ Compact solenoid control design for space-saving and convenient installation.
- ▶ Normally Closed type. (Normally Open type upon request)
- ▶ Easy maintenance, maintenance kits are available upon request.

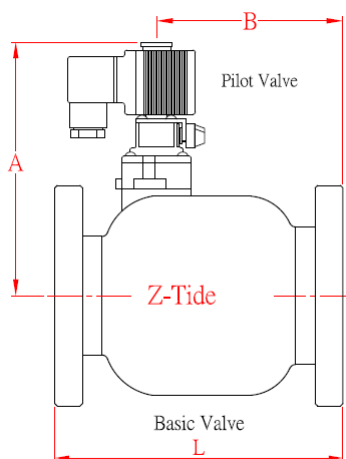


BFEK



- ▶ Working Voltage : DC12V, DC24V, AC110V / 220V , 50/60Hz
- ▶ Allowable Voltage Range : $\pm 10\%$
- ▶ Applied Temperature : $-5 \sim 80^{\circ}\text{C}$
- ▶ Applied Pressure Range: $0.3 \sim 10 \text{ kgf/cm}^2$
- ▶ Maximum Applied Pressure : 16 kgf/cm^2
- ▶ Working pressure should be greater than 0.3 kgf/cm^2 , gate fully open at 1.5 kgf/cm^2 .
- ▶ Strainer is suggested.
- ▶ No verticle installation.

No	Part Name	Material
1	Main Body	CI / DI / SS
3	O-ring	NBR
5	Spring	Stainless Steel
6	U-ring	NBR / Viton
7	Piston	Stainless Steel
8	Sealing	NBR / Viton
9	Seat	Bronze / Stainless Steel
10	Shaft	Stainless Steel
11	Pilot Valve	Brass



(Flange End)

Item No	Size	A(mm)	B(mm)	L(mm)	CV
BFEK-50	2"	100	70	190	75
BFEK-65	2.5"	110	80	210	105
BFEK-80	3"	140	110	225	140
BFEK-100	4"	145	115	250	260
BFEK-150	6"	100	70	310	390
BFEK-200	8"	110	80	420	550
BFEK-250	10"	140	110	470	1000
BFEK-300	12"	145	115	535	1600